



ARMY PUBLIC SCHOOL CLEMENT TOWN
SESSION 2023 - 24
SUMMER HOLIDAY HOMEWORK
CLASS I

Month of May brought long, hot days, And
now we have our summer holidays.

Playing and talking and watching cartoon,

Fun continues till the end of June.

Beautiful time comes cheer in a year.

Summer holidays are best days ever.



holidays



Dear parents,

Vacations are the most appropriate time for kids to refresh and rejuvenate themselves, to be creative, to learn new skills and perform more enthusiastically. Children have ample energy which should be channelized in the right direction to get the best out of them. We have designed holiday homework, keeping this in mind. It will build their confidence and new skills.

Guidelines for the parents:

- Spend some quality time with your kids. Have at least one time meal with them. Play at least one indoor or outdoor game with them. Take them to the park and share your childhood experiences with them. Encourage your child to go outdoors rather than sitting in front of electronic gadgets all day.
- Encourage your child to cultivate the reading habit. Get some story books of their choice to read.

Instructions for kids:



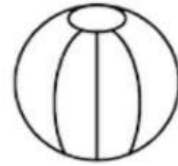
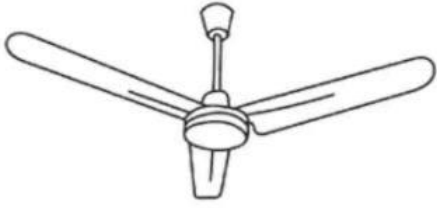
- Do your homework neatly and on your own.
- Learn and Revise all the work done in the class.

SUBJECT – ENGLISH

- Listen to the audio recording of the story shared by your teacher carefully and write the magic words from the story in your English Holiday H.W notebook.
- Learn the poem 'My little Hands' from your English Reader. Practice correct pronunciation and use voice modulation while reciting at home. (Refer to the audio file shared in the class group)
- Learn to give your introduction orally.
- Practice one page of handwriting thrice a week in your English Holiday H.W notebook to improve your handwriting. (Refer to the Handwriting practice P.D.F file shared in the class group)
- Take printout of the given worksheets, complete them and paste them in your English Holiday H.W notebook.

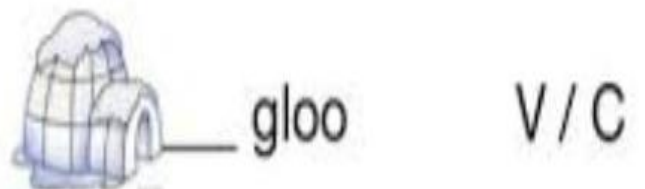
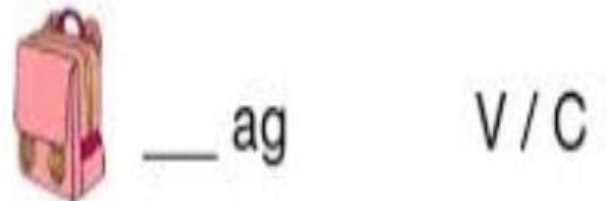
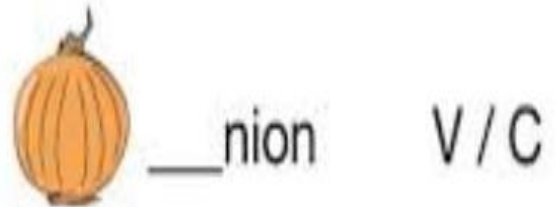
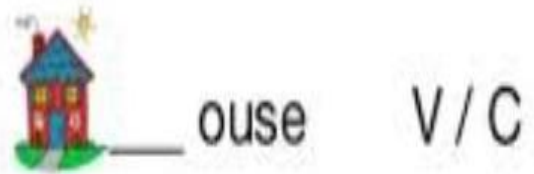
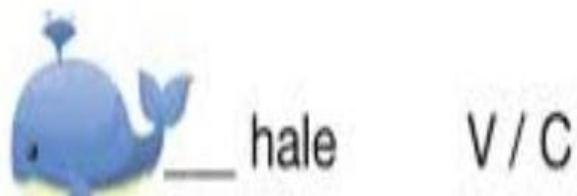
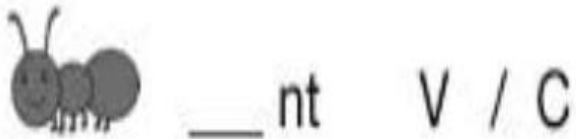
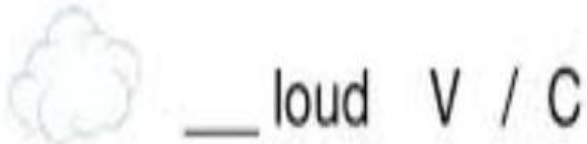
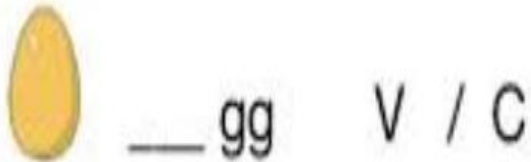
WORKSHEET 1

Match the end sounds of these pictures (rhyming words)



WORKSHEET 2

Write the missing letter and circle V if it is a vowel and C if it is a consonant.



WORKSHEET 3

Write the missing vowel sound:



b _ d



c _ t



s _ t



r _ t



d _ g



p _ g



fr _ g



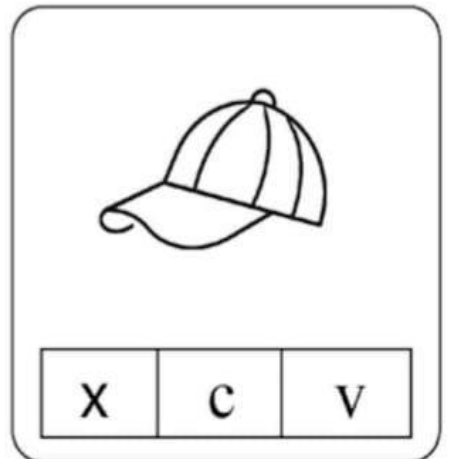
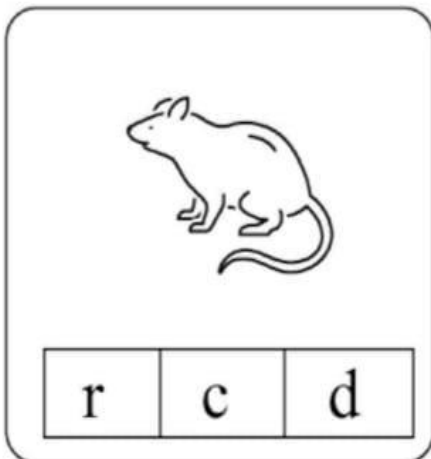




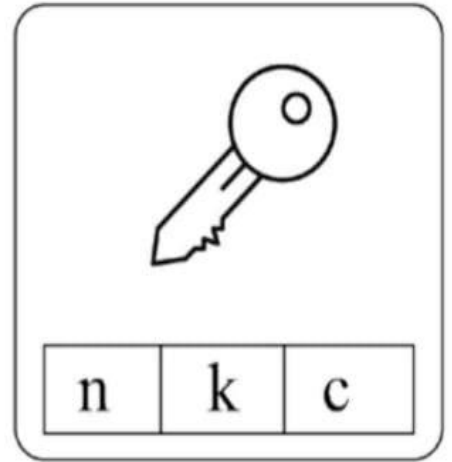


r _ d



s _ n

WORKSHEET 4

Which sound do you hear in the beginning? Circle that correct letter:



विषय- हिन्दी

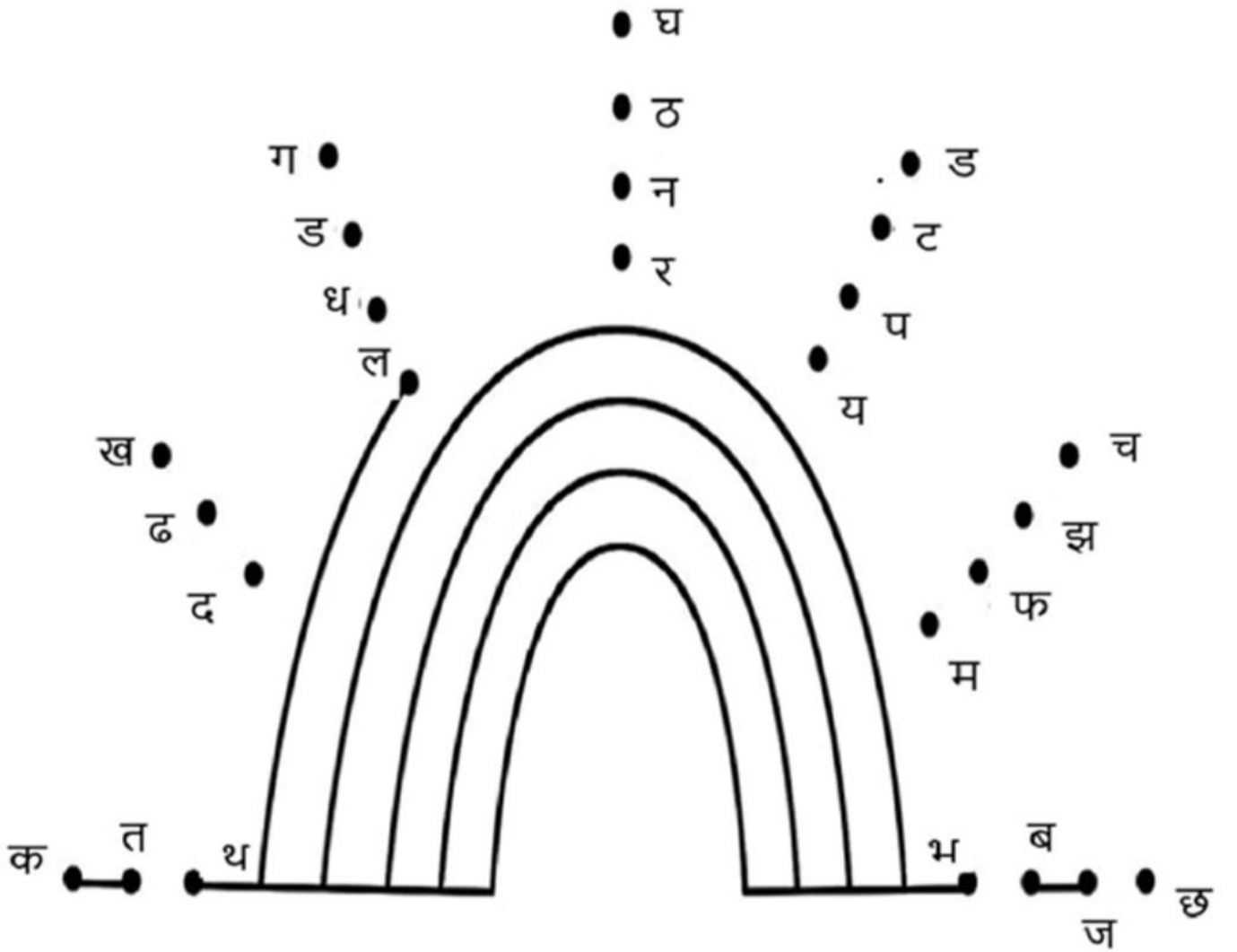
- अपनी अध्यापिका द्वारा भेजी गयी कहानी की ऑडियो क्लिप को ध्यान से सुनिए व कहानी में आए कोई भी पाँच 'आ' की मात्रा वाले शब्द अपनी हिन्दी हॉलीडे होमवर्क की नोटबुक में लिखिए।
- अपना लेखन सुधारने हेतु सप्ताह में तीन दिन एक पृष्ठ सुलेख अपनी हिन्दी हॉलीडे होमवर्क की नोटबुक में करें। (क्लास ग्रुप में भेजी गयी पी.डी.एफ फाइल को देखें।)
- अपना परिचय देना सीखें।
- अपनी पाठ्य पुस्तक में से गीत 'चंदा मामा' को याद करें व गीत को सही लय-तान व हाव-भाव के साथ गाना सीखें। (क्लास ग्रुप में भेजी गयी ऑडियो क्लिप को सुनें)
- गरमी के मौसम में मिलने वाले फल खाइए व फलों को खाने के बाद, नीचे दिए गए चार्ट का प्रिंट आउट निकालकर उसे हिन्दी हॉलीडे होमवर्क की नोटबुक में चिपकाएँ व भरें।

फल का नाम	फल का रंग	फल का स्वाद (खट्टा/मीठा या खट्टा-मीठा)	फल में कितने बीज थे ?

- दी गयी कार्यपत्रिकाओं के प्रिंट आउट निकालकर अपनी हिन्दी हॉलीडे होमवर्क की नोटबुक में चिपकाएँ व उन्हें पूरा करें।

कार्यपत्रिका 1

व्यंजनों के बिंदुओं को जोड़कर चित्र पूरा कीजिए व रंग भरिए-



जोड़कर शब्द बनाओ-





चित्र देखकर वाक्य पूरे कीजिए-

1. अमन



_____ करा।

2. राधा



_____ चखा।

3. नमन



_____ मत पटका।

4. बाज़ार जाकर



_____ ला।

5.



_____ जलाकर खाना बना।

6. आकाश



_____ ला।

7. राम



_____ जा।

8. पलक



_____ लाई।

'आ' की मात्रा लगा शब्द पूरे
कीजिए व चित्र में रंग भरिए-

गड़-गड़, गड़-गड़ ब दल अ य
ब दल अ य, जल भर ल य।
क ल क ल ब दल छ य
छम-छम, छम-छम जल बरस य।


















SUBJECT-MATHEMATICS

- Make two wall hangings one showing Cardinal and another showing Ordinal numbers.
(Refer to the pictures shared in the class group)
- Take printout of the given worksheets, complete them and paste them in your Mathematics Holiday H.W notebook.

WORKSHEET 1

Count each object in the picture and write its numeral and number name. Colour the picture.



	4	Four			<input type="text"/>	
	<input type="text"/>				<input type="text"/>	
	<input type="text"/>				<input type="text"/>	
	<input type="text"/>				<input type="text"/>	
	<input type="text"/>				<input type="text"/>	
	<input type="text"/>				<input type="text"/>	
	<input type="text"/>				<input type="text"/>	

Write the missing numbers.



NUMBERS

Write the names of the numbers in the boxes:

1

2

3

4

5

6

7

8

9

10

Greater Than, Less Than, Equal To

Name: _____

Cut and paste the correct crocodile to each set of numbers..




< > =

7 5 2 9

1 4 6 3

8 8 5 2

teachakidscare.com



SUBJECT- EVS

- Use material available at home, make model of three things that help you to keep your body clean and paste them in your scrap book, label them with their names.

Example: You can make comb by using match sticks, ear buds by using cotton etc.




- Read the lesson no. 2 and 3.
- Take printout of the given worksheets, complete them and paste them in your scrapbook.

WORKSHEET 1




Label the parts of the face:

head eyebrow ear teeth
eye tongue eyelid lips



WORKSHEET 2

Sequence the pictures in order of 1 to 4.



WORKSHEET 3

BODY PARTS

READ AND JOIN ↘

EYES


LEG

HEAD

HAIR

FINGER

ARM



SPECIAL ASSIGNMENTS

LET'S LEARN SOMETHING GOOD

Do the following activities and get your pictures clicked while doing the activities and paste them in your scrapbook.

- **ACTIVITY -BIRD FEEDING**

Make a bird feeder using an old egg carton or old cardboard box with the help of your parent and hang it outside your home. Put grains for the birds everyday in that feeder. (Refer to the link shared in the class WhatsApp group)

- **ACTIVITY- T. SHIRT FOLDING**

Learn how to fold your t-shirts easily with the help of a t-shirt folding board. Follow the given link- (Refer to the link shared in the class WhatsApp group)

- **ACTIVITY- SUMMER DELIGHT**

Prepare fresh lemonade or mango milkshake with the help of your parent for your family members.

- **ACTIVITY- I LOVE YOU PAPA**

Make a Thank you card for your father and give him that card on Father's Day (18 June 2023). Also recite the poem 'My Little Hand' for him.

- **ACTIVITY-JO FIT HAI VO HIT HAI**

Do some physical activities like simple exercises, easy yoga, P.T etc. every day to stay fit.